

MDC
Household
HAZ



WASTE
Collection

The Metropolitan District's
2020

Household Hazardous Waste Collection Program

(860) 278-3809

HHW@themdc.com

www.themdc.com

Table of Contents

2020 MDC Household Hazardous Waste Collection Schedule.....	3, 19
Household Hazardous Wastes Accepted.....	4
Unacceptable Items for MDC Collections.....	5
Batteries.....	6
LED Bulbs, Fluorescent Bulbs & Compact Fluorescent Bulbs.....	7
Mercury.....	8
Lawn Care.....	9
Paint Recycling.....	10
Asbestos.....	11
Electronics.....	12
Medications / Drugs.....	13
Managing Other Types of Pharmaceutical Waste.....	14
Needles / Syringes / Lancets.....	15
Propane Tanks	16
Smoke Detectors	17
Acceptable items at Town’s Disposal Location (Car Batteries, Used Oil, Electronics and Antifreeze).....	18

Rules for Bringing Waste to a Collection Day

PLEASE STAY IN YOUR VEHICLE WHILE THE CHEMICALS ARE REMOVED!!

This is for your safety and is required by our contractor’s CT DEEP Permit. We will take care of everything, so just sit back and relax.

- IDs will be checked to verify residency.
- Bring your waste in their original containers whenever possible or label containers with their contents.
- If a container is leaking, place it in a larger, non-leaking, covered container and label the container.
- **Do not** mix different products.
- Collect your waste containers in **disposable boxes or bins**, which should be transported in your trunk. **Do not** put your Household HazWaste in the backseat with your children or pets. If possible, leave children and animals at home.
- Remove other items from your car or trunk that could be mistaken as Household HazWaste.
- Bring something to read, the wait is usually 5-15 minutes, but can be up to 30 minutes (and at the very large collections sometimes longer).
- **NO SMOKING IN YOUR CAR!** Most wastes are flammable.

**Thank you,
MDC HHW Program Coordinator
(860) 278-3809
HHW@themdc.com**

2020 MDC Household Hazardous Water Collection Schedule

(Collections are held on Saturdays from 8am to 1pm)*

<u>DATE</u>	<u>TOWN</u>	<u>LOCATION</u>
August 15, 2020 ⁺	Newington	Town Garage, 281 Milk Lane (off Fenn Road)
August 22, 2020	Wethersfield	Wethersfield High School, 411 Wolcott Hill Road
August 29, 2020	Windsor	Poquonock WPCF, 1222 Poquonock Avenue
Sept. 19, 2020 ⁺	Bloomfield	Public Works Building, 21 Southwood Drive
Sept. 26, 2020	West Hartford	Public Works Garage, 17 Brixton Street
Oct. 10, 2020 ⁺	Windsor Locks/E. Granby	Public Works Garage, 6 Stanton Road, Windsor Locks
Oct. 24, 2020	East Hartford	East Hartford Transfer Station, 61 Ecology Drive
November 1, 2020*	West Hartford	Hall High School, 975 North Main Street
November 14, 2020	Rocky Hill	Rocky Hill WPCF, 80 Goff Brook Lane
November 21, 2020	Hartford	MDC Operations Facility, 125 Maxim Road

WPCF = Water Pollution Control Facility

*One collection held on Sunday (November 1, 2020)

+Used Oil is accepted at this collection

Residents of the following towns may attend any MDC sponsored HHW Collection Event:

- **Bloomfield**
- **East Granby**
- **East Hartford**
- **Hartford**
- **Newington**
- **Rocky Hill**
- **West Hartford**
- **Wethersfield**
- **Windsor**
- **Windsor Locks**

Items Accepted at Household Hazardous Waste Collection

- Acids
- Adhesives
- Aerosols
- Alkaline Batteries
- Ammonia
- Antifreeze
- Ant Sprays & Baits
- Artist's Paints
- Brake Fluid
- Cleaning Solvents
- CFLs
- Disinfectants
- Drain Cleaners
- Epoxy Products
- Fertilizers
- Flea Repellants
- Floor Care Products
- Fluorescent Bulbs
- Fungicides
- Gasoline & Diesel
- Glues
- Herbicides
- Insecticides
- Kerosene & Fuel Oil
- Lighter Fluid
- Lithium Batteries
- Mercury
- Mercury Switches
- Mercury Thermometers
- Mercury Thermostats
- Moth Balls
- Oven Cleaners
- Paint (Latex & Oil)
- Pesticides
- Photo Chemicals
- Polyurethane
- Pool Chemicals
- Power Steering Fluid
- Rechargeable Batteries
- Road Flares
- Strippers/Thinners
- Transmission Fluid
- Turpentine
- Wood & Metal Polishes
- Wood Preservatives
- Wood Stains

Additional Items Accepted

Asbestos

This includes some types of insulation, shingles and tiles. Only a small quantity of asbestos can be accepted and the material **must** be dampened and double bagged. Call **(860) 278-3809** or email HHW@themdc.com to notify the HazWaste Coordinator that you are bringing asbestos containing material to a collection or to request an asbestos information pamphlet (see page 11). **The Coordinator retains the right to reject this material if prior approval was not received.**

Chemistry Sets

Old chemistry sets can contain some very hazardous materials. Call **(860) 278-3809** or email HHW@themdc.com to notify HazWaste Coordinator that you are bringing an old chemistry set to a collection.

***CFLs, Fluorescent & other Mercury Bulbs**

Place in a container or tie bulbs together to prevent them from breaking during transport. Do not put bulbs in the same container as batteries.

Used Oil (Auto & Cooking)

Only accepted at the Newington, Bloomfield and Windsor Locks Collections. Oil must be brought in a rigid plastic container (no larger than 5-gallon) with a screw top lid.

Lead Paint Chips & Sand Blasting Grit

Contact the HazWaste Coordinator at **(860) 278-3809** for approval before bringing the material to a collection. **The Coordinator may reject this material if prior approval was not received.**

PCB Ballasts & Capacitors

Ballasts must be removed from the light fixture. Capacitors must be removed from the appliance.

*Special Conditions apply to any products stored in 55-gallon drums. The MDC HazWaste Coordinator must give prior approval before the waste can be brought to a collection.

Unacceptable Items for the MDC Collections

Please note these are **possible** disposal options. The specified organization must be contacted to verify they actually dispose of the listed item prior to bringing your waste to their location. **HazWaste should never be dumped at a facility or at a temporary HazWaste site before collection.** This is an environmental and safety hazard and is also illegal.

Ammunition (including gunpowder)	Call your local police department.
Biohazards/Biological Waste	Hire a contractor to properly dispose of waste.
Business Waste	The MDC accepts small business waste at its collections, by appointment only . Companies must call the HazWaste Hotline or email HHW@themdc.com to see if they qualify and to request a CESQG small business information package. Business waste can only be accepted if all program requirements have been met. NO EXCEPTIONS!
Car Batteries	See Page 18 for additional information.
Cement	Cement, also known as Sacrete or Quikrete, is not hazardous. Call your town to find out if you should dispose of it in the garbage or at your local Transfer Station.
Creosote Coated Railroad Ties	Railroad ties are not hazardous; contact your local Department of Public Works or Transfer Station for possible disposal options.
Electronics	See page 12 for disposal information.
Empty Containers of any Kind	Dispose of in the regular trash. A container is considered empty when no more than one inch or 3% (by weight) of material is left in the container.
Explosives (Flares, Fusee)	Your local Police Department may accept them, but you must call and verify before bringing.
Freon	Some towns will accept refrigerators and air conditioners (containing Freon) for disposal. There is usually a small fee. Contact your local Department of Public Works or Transfer Station for information. United Refrigeration in Hartford (860-278-9200) will accept Freon tanks for disposal.
Marine Flares	Pyrotechnic flares cannot be accepted at Collections because they are categorized as explosives. Disposal of marine flares may be done on DEEP's "Flare Days" or by appointment only. Call the DEEP Boating Division at (860-434-8638) and ask for the Navigation Safety/Boating Access Unit for more information.
Ice Melt	Ice Melt is not hazardous and can be disposed of in the regular trash.
Latex Driveway Sealer (Genite)	Driveway sealer is not hazardous; solidify then throw in the regular trash.
Medicine/Drugs	See Page 13 & 14 for disposal information.
Needles/Syringes	See Page 15 for disposal information.
Oil (auto & cooking)	Only accepted at Newington, Bloomfield and Windsor Locks collections. See Page 18 for additional information.
Refrigerators	Call your local Public Works Department for disposal instructions.
Smoke Detectors	Send smoke detectors back to the manufacturer. See Page 17 for additional information.
Tires	Call the Public Works Department in your town for the disposal instructions.

BATTERIES

The MDC accepts household batteries (**not car or motorcycle batteries**) at its collections. See Page 18 for additional information about car batteries. The first step in determining what type of battery you have is simple; read the battery label. Rechargeable and non-alkaline batteries typically specify what type they are.

If you are bringing your batteries to a Household HazWaste Collection, please separate them into three groups:





1. **Household Batteries (Alkaline):** are used to power many household products like flashlights, remote controls and toys. Most of these batteries are not labeled as alkaline. A good rule of thumb is, if it's not labeled as a rechargeable or lithium battery and it looks like a regular battery, it is an alkaline battery.



2. **Non-rechargeable lithium batteries:** are not always button cell sized. The lithium batteries used in cameras and other electronics come in several varieties. Button cell batteries found in watches, hearing aids, small clocks, and gadgets are also non-rechargeable. They may be lithium, silver oxide, or zinc air.



3. **Rechargeable Batteries:** there are several different type of rechargeable batteries including Nickel Metal Hydride (Ni-MH), Nickel Cadmium (Ni-Cd), Lithium-ion (Li-ion) and small sealed lead-acid (Pb). Rechargeable batteries can also be found in cordless power tools, cordless phones, laptop computers, camcorders, remote controlled toys and portable household appliances.

EXAMPLES OF RECHARGEABLE BATTERIES			
Lithium-ion		Nickel Metal Hydride	
Nickel-Cadmium		Sealed Lead Acid	

4. **UPS Battery Back-up Systems:** these systems are usually powered by sealed lead-acid batteries. These batteries can be brought to a District collection but they **must be removed from the outer casing** before we can accept them.

The batteries can also be disposed of at a Rechargeable Battery Recycling Corporation (RBRC) drop-off location like **Home Depot or Lowes**. Please contact the drop-off location prior to visiting to confirm. Visit www.call2recycle.org or call 1-800-822-8837 to find a drop-off location.

FLUORESCENT BULBS & COMPACT FLUORESCENT BULB



Fluorescent bulbs (straight, U-shaped, compact, etc.) are more efficient and last longer than incandescent bulbs. Fluorescent bulbs save electricity and are better for the environment. The U.S. Energy and Environmental Protection Agency says if every U.S. household replaced one regular incandescent light bulb with a compact fluorescent light (CFL) bulb, Americans would save enough energy to light more than 2.5 million homes for a year.

While enjoying the benefits of CFLs and other fluorescent bulbs it's important to remember one thing...these bulbs contain **mercury** and must be disposed of properly. Store worn out fluorescent bulbs in a solid container or in a safe place so they will not break. Consider switching to LED light bulbs. They are the safest alternative because they do not contain mercury and are energy efficient.

DISPOSAL OPTIONS FOR FLUORESCENTS, CFLS & OTHER BULBS CONTAINING MERCURY:

1. Your town's transfer station/landfill – See page 18 to determine if your town accepts fluorescent bulbs and CFLS
2. MDC HazWaste Collections
3. Home Depot and Lowes – accept **UNBROKEN** CFLs

If a fluorescent bulb or CFL breaks in your home follow these recommended clean-up guidelines:

1. Ventilate the room

- Open a window.
- Leave the room and restrict access for at least 30 minutes.
- If possible, ventilate the room with a floor or pedestal fan by facing it towards the open window. Using a ceiling fan will not be as helpful at moving the air out of the window.

2. Pick up all the material you can

- Never allow children or pregnant women near the spill area.
- Remove all metallic jewelry, which might attract mercury magnetically.
- Wear disposable gloves. You should never touch mercury with your bare hands.
- Carefully scoop up the fragments and powder with stiff paper or cardboard.
- Sticky tape (such as duct tape) can be used to pick up small pieces and powder.
- Wipe the area clean with a damp paper towel or disposable wet wipe.
- Afterwards shine a flashlight on the area to double check for missed spots.

3. Double bag and recycle

- Place the broken bulb and cleanup materials in doubled plastic bags and seal the bags.
- If it cannot be immediately disposed of it should be stored outside in a sealed glass container in a protected area.
- Take the materials to a local household hazardous waste collection event or a fluorescent lamp recycling facility.
- If possible, continue to ventilate room for as long as possible (at least several hours).
- Wash your hands.

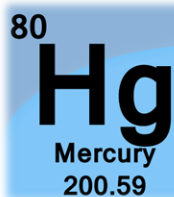
For more information on CFLs, visit EPA's website at <http://www2.epa.gov/cfl>.

Other bulbs containing mercury:

- tanning
- black lights
- germicidal
- cold cathode
- neons
- high intensity discharge lamp
- metal halide,
- mercury vapor
- high pressure sodium,
- mercury and mercury vapor
- mercury xenon short-arc

MERCURY

What is mercury?



Metallic (elemental) mercury is a shiny, silver-white metal that is a liquid at room temperature. Mercury is the silver liquid metal used in thermometers and some electrical switches. At room temperature, some of the mercury will evaporate and form mercury vapors, which are colorless and odorless. These vapors can damage the kidneys and nervous tissue.

Where do you commonly find mercury?

- Thermometers
- Thermostats
- Fluorescent light bulbs (CFLs)
- Mercury-oxide batteries
- Electronic switches
- Motion-detecting security devices
- Paints manufactured before 1990 (especially marine and deck paints)



How to clean-up a spill and dispose of mercury?

1. Put on rubber gloves.
2. Use two stiff pieces of cardboard to collect broken glass, mercury or mercury-containing glass pieces and powder into a pile.
3. Use an eye dropper to collect mercury beads and discard the eye dropper in a plastic container.
4. Carefully collect all of the glass into the plastic container.
5. Use the sticky side of some duct tape to collect any remaining glass and mercury and discard the tape in the plastic container.
6. When the clean-up is done place the rubber gloves and cardboard pieces in the plastic bag.
7. Seal both the plastic container and the plastic bag and label each as “mercury waste”.
8. **DO NOT** vacuum the area until 2-3 days later. Vacuuming up mercury can make it spread into the air.
9. If possible, open a window to ventilate the area for at least 24 hours.
10. Bring the Mercury waste to a HazWaste Collection for disposal.



LAWN CARE

Pesticides, herbicides and fertilizers are some of the most hazardous products in your home. Children and pets can get sick from exposure to these lawn care products. When it rains lawn care products are washed into storm drains and eventually into rivers and the ocean. Fertilizers remove oxygen from the water and pesticides are poisonous to aquatic life. Follow the suggestions below to help reduce your use of pesticides and other lawn and garden chemicals.

Suggestions for conventional lawn care:

- Have your yard tested to determine the fertility level of your soil before using fertilizers or pesticides. This way you will know exactly what your lawn's needs are.
- Make sure you know the size of your yard and only use the recommended dose. Pesticides are very potent and a little goes a long way.
- Check the weather and don't fertilize within 48 hours before rain or the fertilizer may be washed away.
- Leave grass clippings on your lawn. The grass clippings will provide nutrients to your lawn and help hold in moisture so less watering is necessary.
- Mow to a height of 3 inches or more. Cutting the grass very short stresses it and makes it more susceptible to disease. Letting the grass grow longer chokes out the weeds.



You can have a nutrient analysis performed on your soil or have a plant or disease identified for a small fee by the University of Connecticut (UCONN). For more information contact the UCONN Home and Garden Center at (877) 486-6271 (toll free), 1380 Storrs Road, Unit 4115, Storrs, CT 06249-4115 or at www.ladybug.uconn.edu.

If you keep your lawn thick and healthy it will be able to resist pests, weeds and disease on its own, without the use of hazardous chemicals.

Storing pesticides, fertilizers and herbicides: Did you buy too much fertilizer or other lawn care products(s)? Keep it for next year. Remember store it carefully, keep it in a secure, well-ventilated dry area, protected from the heat and cold. Keep fertilizers, fungicides, herbicides and insecticides separated.

Safe Alternatives to Lawn Care Products

Lacewings and ladybugs: Don't harm lacewings and ladybugs because they prey upon aphids.

Organic Fertilizer: Animal manure, seaweed, sawdust, hay straw, peat moss, fishmeal and fish scraps are all natural fertilizers. Just don't add more than necessary.

Companion Planting: Certain plants throughout the garden can repel a variety of insects. Plants helpful for repelling insects include nasturtium, tansy, euphorbia, rue, dahlias, marigolds, aster, cosmos, coreopsis, garlic, chive, savory, rosemary, petunias and thyme. It is also helpful to mix plants; when a garden is set aside for one type of plant it becomes a target for a particular pest.

Insect Spray: Blend 6 cloves of crushed garlic, 1 minced onion, 1 tablespoon dried hot chili pepper and one tablespoon soap in a gallon of hot water; Let sit for 1-2 days, strain and use.

Slugs and Snails: Pour beer into a flat receptacle, like a plate or pie tin and place it below ground level in the infested area. Slugs and snails will accumulate; just throw them away.



PAINT RECYCLING

MDC HHW Collections:

Residents of MDC participating towns may bring their latex and oil-based paints to any one the MDC Household Hazardous Waste Collection events. Only containers of 5-gallons or less will be accepted.

Latex paint manufactured before 1990 may contain lead or mercury and should be disposed of at HHW Collections – **please call for prior approval and instructions for bringing lead or mercury paint to a collection.**



Year-round pain recycling is available with PaintCare®:

What is PaintCare®?

PaintCare® is a non-profit organization established in July 2013 designed as a financially and environmentally sustainable solution to manage proper paint disposal for consumers at established drop-off sites. PaintCare® then ensures your paint gets recycled at state-authorized paint processing facilities.

What products are covered?

PaintCare® sites accept latex paints (and other water-based program products), oil-based paints and other products. The following items are accepted at PaintCare® retailer drop-off sites and MDC Household Hazardous Waste Collections:

- Interior and exterior architectural paints: latex, acrylic, water-based, alkyd, oil-based and enamel (including textured coatings)
- Deck coatings, floor paints (including elastomeric)
- Primers, sealers and under-coaters
- Stains
- Shellacs, lacquers, varnishes, urethanes (single component)
- Waterproofing concrete/masonry/wood sealers and repellents (not tar or bitumen-based)
- Metal coatings, rust preventatives
- Field and lawn paints

FIND A SITE NEAR YOU:

WWW.PAINTCARE.ORG

(855) 724-6809



ASBESTOS

What is asbestos?

Asbestos is a mineral fiber, which was used in a variety of household products and construction materials prior to 1978. Asbestos is extremely hazardous when the fiber becomes airborne; in fact, exposure to asbestos for periods of time has been linked to asbestosis, lung cancer and other deadly diseases.

If you suspect that a material in your home contains asbestos, contact the installer or manufacturer or secure the opinion of a knowledgeable contractor – **before you attempt removal**. Asbestos abatement, involving more than three linear feet or three square feet of asbestos-containing material, must be performed by a licensed asbestos abatement contractor. The Connecticut Department of Health recommends homeowners **do not** handle or perform any asbestos abatement.

Where do you commonly find asbestos?

- Pipe insulation in homes build between 1920 and 1972
- Vinyl sheet flooring and resilient floor tiles between 1954 and 1980
- Ceiling and wall insulation in homes build between 1930 and 1950
- Sprayed or troweled ceiling in homes build between 1945 and 1978
- Roof shingles and siding
- Some textured paints and patching compounds sold before 1978
- Stove and furnace insulation



Zonolite™ Attic Insulation, loose fill insulation, purchased or put in place before 1990 may contain asbestos. This insulation is made with vermiculite which may be contaminated with tremolite, a rare form of asbestos. Commercial vermiculite can range in size from very fine particles to large (course) pieces nearly one inch long.

Vermiculite attic insulation is a light weight, pebble-like, pour-in and add-on (loose) product and is usually light brown or gold in color. Its texture is often compared to “popcorn”. If you think you have vermiculite insulation get more information at <http://epa.gov/asbestos/pubs/insulation.html> or call the EPA’s Asbestos Line at 1-800-471-7127.

Where do I go for assistance if I think I have an asbestos problem?

The Hartford Yellow Pages or www.yellowpages.com/state-ct (under “Asbestos Removal Service”) has an extensive list of area businesses and contractors who are licensed and insured to safely remove asbestos.

Contact the agencies listed below for additional information:

CT Dept. of Energy and Environmental Protection – Asbestos Management (860) 424-3366

Connecticut Department of Health – Asbestos Program (860) 509-7367

ELECTRONICS

The electronics industry is constantly growing and supplying us with more high-tech products. Newer models are becoming available and replacing older models at a rapid rate. As a result, electronics are becoming one of the fastest growing portions of America's trash. Electronics can contain hazardous materials, such as cadmium, lead and mercury. These hazardous materials can be released into the environment through incinerator ash or landfill leachate.

What products are considered consumer electronics?

- TVs and Monitors
- Computers
- Computer peripherals
- Audio equipment
- VCRs and DVD Players
- Video cameras
- Telephones
- Cell phones
- Fax & Copying Machines
- Wireless devices
- Video Game Consoles

Reason for Concern

It is estimated that more than 163,000 computers and TVs become obsolete in the US every day. Studies estimate that the number of obsolete computers in the US will soon be as high as 315 to 680 million units.

Electronics Recycling

Town Programs

Electronic waste recycling regulations requiring all towns to provide their residents with some type of electronics collection (items such as computers, TVs, monitors and printers are currently included) have gone into effect. See the chart on page 18 for your town's electronics recycling location. Please check the CT DEEP's website <http://www.ct.gov/deep/site/default.asp> and search for "residential electronics" for up-to-date information for your town. According to the law, the towns cannot charge a fee for recycling computers, TVs, monitors and printers but they can charge a fee for recycling other electronics. Contact the facility to verify items accepted and any fees prior to the dropping off the electronics.

Electronics Recyclers

Green Monster e-cycling: Free drop-off during business hours, a fee is charged for most TVs. The facility is located at 150 Brook Street, West Hartford – (860) 231-1426, www.greenmonsterecycling.com

Manufacturer Take Back Programs

- Contact the electronics manufacturer to see if they have a recycling program.
- If you are purchasing a new computer see if the company has a take back program. Many computer retailers will recycle your old computer when you purchase a new one from them.

Retailers

Staples: Accepts any brand of computers, monitors, laptops, printers, faxes and all-in-ones for recycling at any of its stores. www.staples.com or 1-800-3STAPLE for store locations.

Best Buy: Accepts many types of electronics but will only accept three items per day. Contact your local store for more information or 1-888-BEST BUY or www.bestbuy.com keyword "recycling" in the search window.



E-WASTE



MEDICATIONS / DRUGS

Expired or unwanted prescription or over-the-counter medications have traditionally been disposed of by flushing them down the toilet or a drain. Scientists and government agencies are now warning us **not** to flush medications down the toilet or drain. Pharmaceuticals and personal-care items such as antibiotics, painkillers, estrogen, antidepressants, blood pressure medicines, fragrances, cosmetics and vitamins are resistant to wastewater treatment and trace amounts are discharged into our rivers and streams. A nationwide study of the streams conducted between 1999 and 2000 by the United States Geological Survey (USGS) found the presence of pharmaceuticals, hormones and other organic wastewater contaminants in 80% of the streams sampled.

Disposal Options

Some municipalities now have or will soon have medication drop boxes that are secured in the lobby of the police department and accessible anytime the department is open. No questions asked; just drop the unwanted medications in and they will be safely and securely destroyed. Please call your local police department for details or visit the following website for current locations near you: <https://portal.ct.gov/DCP/Drug-Control-Division/Drug-Control/Local-Drug-Collection-Boxes>.

Bloomfield PD 785 Park Avenue Bloomfield	East Hartford PD 31 School Street East Hartford	Newington PD 131 Cedar Street Newington	West Hartford PD 103 Raymond Road West Hartford	Hartford PD 253 High Street Hartford	Windsor Locks PD 4 Volunteer Drive Windsor Locks
------------------------------------------------	-------------------------------------------------------	-----------------------------------------------	-------------------------------------------------------	--------------------------------------------	--------------------------------------------------------

What **CAN** and **CANNOT** be discarded in local medication drop boxes:

YES

- Over the counter medications
- Prescription medications
- Medications for household pets
- Medicated lotions and ointments

NO

- Needles or sharps
- Hazardous Waste
- Thermometers
- Personal care products

The United States Drug Enforcement Administration (DEA) has initiated National Drug Take-Back Days with local police departments. Check the following website to find a collection site near you: <https://takebackday.dea.gov/>.

If these options don't work for you, it is recommended that you dispose of your unwanted medications in the trash. Most trash in CT is incinerated at trash-to-energy plants, not landfilled, so throwing your medication in the trash will not contaminate groundwater. Follow these precautions to prevent accidental or intentional ingestion:

- 1. Keep the medication in its original container.** The labels may contain safety information and the caps are typically childproof. Leaving the content information clearly visible, scratch out the patient's personal information or cover it with permanent marker.
- 2. Modify the medication to discourage consumption.**
 - a. For solid medications, such as pills or capsules, add a small amount of water to at least partially dissolve them.
 - b. For liquid medications, add enough table salt, flour or charcoal to make a smelly unsightly mixture that discourages anyone from eating it.
 - c. For blister packs, wrap the blister packages containing pills in multiple layers in duct tape or another opaque tape.
- 3. Seal and conceal.** Tape the medication container's lid shut with shipping or duct tape and place it inside a non-transparent bag or container to ensure the contents cannot be seen.
- 4. Discard.** Throw the bag or container in your garbage can; **DO NOT** place in your recycling bin.

Managing Other Types of Pharmaceutical Waste

Unused ampoules, vials and IV bags: Scratch out patient's name but otherwise do not open packages. Wrap the container(s) with tape to minimize breakage and then place in an opaque plastic bag or container. Wrap the outside of the bag or container with additional duct or shipping tape to prevent leakage and to further obscure the container's contents. Dispose of the container in the trash.

Chemotherapy drugs: These products require special handling. Do not throw them in the trash or flush them down the drain. Work with your healthcare provider to determine proper disposal option for this type of medication.

Additional information: EPA's Pharmaceuticals and Personal Care Product Page - <http://www.epa.gov/ppcp> find out more about this issue and how it may affect you.

CT DEEP: <http://ct.gov/deep> and search for "safe disposal of medicines".

NEEDLES/SYRINGES/LANCETS
(CANNOT BE BROUGHT TO HHW COLLETIONS!)

The EPA does not recommend disposing of sharps in the regular trash. Sharps disposed of in the trash are a safety hazard to anyone who has access to the trash – your children, pets, trash collectors and disposal facility employees. Used sharps can injure people, spread germs and spread diseases such as HIV/AIDS, hepatitis B and C, tetanus and syphilis. Victims of sharps-related injuries face the cost of post-injury testing, disease prevention measures and counseling, even if no infection or disease was spread. Some diseases can take a long time to appear on test results, leading to months of testing and apprehension.

The EPA recommends the following disposal methods:

1. Drop-off Collection Sites
2. Syringe Exchange Programs
3. Mail-back Programs
4. Home Needle Destruction Devices

Needles and syringes cannot be accepted at household hazardous waste collections in CT. The programs and devices listed below are available in the Greater Hartford area. Contact your local health department or health care provider for more information.

Mail-back Programs

Humira® Pen and Syringe Disposal: free mail-back disposal of Humira pens and syringes is included with the purchase of these products. Go to <http://www.myhumira.com/disposal/default.aspx> or call 1-800-4-HUMIRA for more information.

Daniels Int.	888-952-5580	www.danielsinternational.com
Sharps Inc.	800-772-5657	www.sharpsinc.com
Stericycle	866-783-7422	www.stericycle.com/mail-back-disposal-products

Home Needle Destruction Devices

These devices are available for purchase at your local pharmacy and online:

1. Voyager Diabetic Needle Disposal
2. Zims Disintegrator Plus
3. B-D Safe-clip

For more information, contact the **Coalition for Safe Community Needle Disposal** (www.safeneedledisposal.gov or 1-800-643-1643), a collaboration of businesses, community groups, non-profit organizations and government that promotes public awareness and solutions for safe disposal of needles, syringes and other sharps in the community. If you cannot find any other options, sharps can be placed in the trash. **The sharps must be placed in a hard plastic or metal container with a screw-on or tightly secured lid.** Prior to placing in the trash the lid should be reinforced with heavy-duty tape and the container should be marked “sharps”.

PROPANE TANK DISPOSAL

You may be able to dispose of your 20 lb. propane tank at one of the locations listed below or return the propane tank to the place you bought it. Many companies and local hardware stores will dispose of an old gas grill tank for you if a new propane tank is purchased.

Please call before bringing propane tanks to these businesses. Fees, addresses and tank sizes accepted are subject to change.

Glastonbury

Bemer Petroleum Corporation
210 Commerce Street
(860) 659-3515
\$5.00 Service Fee

Wethersfield

Cross Automotive
708 Silas Deane Highway
(860) 529-5743
\$5.00 Service Fee

West Hartford

Lou's Auto Service
1056 New Britain Avenue
(860) 236-2593
\$5.00 Service Fee



Improper disposal of propane tanks can cause problems with trash collection vehicles and result in explosions at the waste-to-energy facilities. If your propane tank is not empty or if you are not sure of it is empty, **DO NOT REMOVE THE VALVE.** See page 18 for proper disposal of propane tanks in your town.

SMOKE DETECTORS

Ionization smoke detectors contain a small amount of a radioactive substance, usually Americium 241. The ionization smoke detectors are required to be labeled to notify the consumer that the device contains a radioactive material.

How do I properly dispose of an old ionization smoke detector?

- Ionization smoke detectors contain a radioactive material, but the U.S. Nuclear Regulatory Commission has exempted all homeowners from the regulatory requirements for handling, storage and disposal of radioactive materials.
- Ionization detectors are considered a very low level radioactive waste and are acceptable to throw in the trash.
- The U.S. Energy and Environmental Protection Agency recommends that people return the ionization smoke detectors to the manufacturer instead of throwing them in the trash.
- These companies are subject to regulatory requirements and must dispose of the detectors as radioactive waste.

Which companies will accept returns of ionization smoke detectors?

Several companies that manufacture smoke detectors will accept old detectors from consumers. A list of some manufacturers and their contact information is provided below. If the manufacturer of your smoke detector is not included, check the box the detector came in or the company's website for a Customer Service phone number.

It is costly for the manufacturer to dispose of the detectors so they are quick to tell customers that it is okay to throw them out. Often the customer must insist that they do not want to just throw them in the trash and then the company's customer service representative will tell them their return policy.

Unless instructed otherwise by the company, you should place the smoke detector in a sealed plastic bag and pack it in a sturdy cardboard box with sufficient shock absorbing material to protect from damage during transit. Include a note instructing the company that you are sending them a smoke detector for a proper disposal.

Company, Address & Phone	Instructions
American Sensors/Dicon Global Attn: Disposal 20 Steelcase Road West, Unit 3 Markham, Ontario L3R IB2	Accepts Dicon, North American Detectors, Inc. and American Sensors. Send by regular mail or UPS Ground prepaid. Call company before sending detector (1-800-387-4219). Write on the customs form that the package contains a defective smoke detector and the value is \$0.
First Alert & BRK Brands Attn: Waste Disposal 3920 Enterprise Court Aurora, IL 60504	FamilyGuard and BRK brands. Send by regular mail or UPS Ground. More info at www.firstalert.com or www.brkelectronics.com . May charge a handling fee. Call customer service before mailing smoke detector 1-800-323-9005.
Walter Kidde Kidde Safety & Customer Service (Disposal) 1016 Corporate Park Drive Mebane, NC 27302	Accepts Lifesaver and KIDDE smoke detectors. Include a note telling the company that the item is for DISPOSAL. Call customer service at 1-800-880-6788.
Siemens Building Technologies, Inc. 8 Fernwood Road Florham Park, NJ 07932	Accepts Pryotronics, Cerberus or Siemens. Contact the company for mailing instructions at 1-800-222-0108.

This page describes what the Towns accept outside of the MDC Household Hazardous Waste Collection Program.

**For a list of acceptable items at the MDC HHW collections, please refer to page 4 or this booklet.
FOR PROPANE TANKS, CAR BATTERIES, USED OIL, ELECTRONICS AND ANTIFREEZE
LOCATE YOUR TOWNS' DROP-OFF LOCATIONS BELOW:**

(Please call town first to confirm accepted items, rules & fees)

Residents of:	Town's Disposal Location (Transfer Station/Landfill):	ITEMS ACCEPTED					
		Used Oil*	Car Batteries*	Antifreeze	20-lb Propane Tanks	Electronics	Other Items and Notes:
Bloomfield	See "Windsor"	✓	✓		✓	✓	Also accepts: scrap metal & household goods
East Granby	Recycling Center Turkey Hill Road 860-653-6822	✓	✓			✓	Also accepts: items containing Freon
East Hartford	Landfill 61 Ecology Drive 860-291-7337	✓	✓	✓		✓	
Hartford	Bulky Waste & Recycling Center 180 Liebert Road 860-757-9311	✓	✓	✓		✓	For city services and information call 311. Permit required.
Newington	Landfill, 2045 Main Street Or Highway Garage, 281 Milk Lane 860-667-5874	✓	✓		✓	✓	Landfill: oil, car batteries, rechargeable batteries, propane tanks & electronics Highway Garage: used oil & antifreeze
Rocky Hill	Transfer Station 59 Old Forge Road 860-258-7709	✓	✓	✓	✓	✓	Fluorescent bulbs, alkaline & rechargeable batteries, propane tanks (leave valve attached and in the off position) & paint
West Hartford	Recycling Center 25 Brixton Road 860-236-4236					✓	Please refer to the list below to find locations that accept other items.
Wethersfield	Transfer Station 100 Marsh Street 860-721-2846	✓	✓	✓		✓	Also accepts: used cooking oil, fluorescent bulbs and fire extinguishers (empty).
Windsor	Windsor/Bloomfield Transfer Station 500 Huckleberry Road 860-285-1833	✓	✓		✓	✓	Also accepts: scrap metal & household goods.
Windsor Locks	Department of Public Works 6 Stanton Road 860-627-1405	✓	✓	✓		✓	

* Motor oil and car batteries are collected from town residents at the **Bloomfield, Newington and Windsor Locks Household Hazardous Waste Collections**. Motor oil and car batteries are generally NOT accepted by the MDC at the HHW Collections because the program is geared towards items that towns cannot accept.

Listed below are local retailers that will accept car batteries, used oil or antifreeze:

- AutoZone will accept antifreeze, car batteries and motor oil (up to 5 gallons).
- NAPA will accept car batteries, but no liquids.
- Green Monster will accept car batteries, but no liquids.
- Goodyear will accept car batteries (\$5 charge), motor oil (\$2 - \$5 charge depending on quantity) and antifreeze (\$2 - \$8 charge depending on quantity).
- Pep Boys will accept 5 quarts of motor oil and car batteries (\$7 charge)

2020 MDC Household Hazardous Water Collection Schedule

(Collections are held on Saturdays from 8am to 1pm)*

(Collections are held on Saturdays from 8am to 1pm)*

<u>DATE</u>	<u>TOWN</u>	<u>LOCATION</u>
August 15, 2020 ⁺	Newington	Town Garage, 281 Milk Lane (off Fenn Road)
August 22, 2020	Wethersfield	Wethersfield High School, 411 Wolcott Hill Road
August 29, 2020	Windsor	Poquonock WPCF, 1222 Poquonock Avenue
Sept. 19, 2020 ⁺	Bloomfield	Public Works Building, 21 Southwood Drive
Sept. 26, 2020	West Hartford	Public Works Garage, 17 Brixton Street
Oct. 10, 2020 ⁺	Windsor Locks/E. Granby	Public Works Garage, 6 Stanton Road, Windsor Locks
Oct. 24, 2020	East Hartford	East Hartford Transfer Station, 61 Ecology Drive
November 1, 2020*	West Hartford	Hall High School, 975 North Main Street
November 14, 2020	Rocky Hill	Rocky Hill WPCF, 80 Goff Brook Lane
November 21, 2020	Hartford	MDC Operations Facility, 125 Maxim Road

WPCF = Water Pollution Control Facility

*One collection held on Sunday (November 1, 2020)

+Used Oil is accepted at this collection

Residents of the following towns may attend any MDC sponsored HHW Collection Event:

- **Bloomfield**
- **East Granby**
- **East Hartford**
- **Hartford**
- **Newington**
- **Rocky Hill**
- **West Hartford**
- **Wethersfield**
- **Windsor**
- **Windsor Locks**